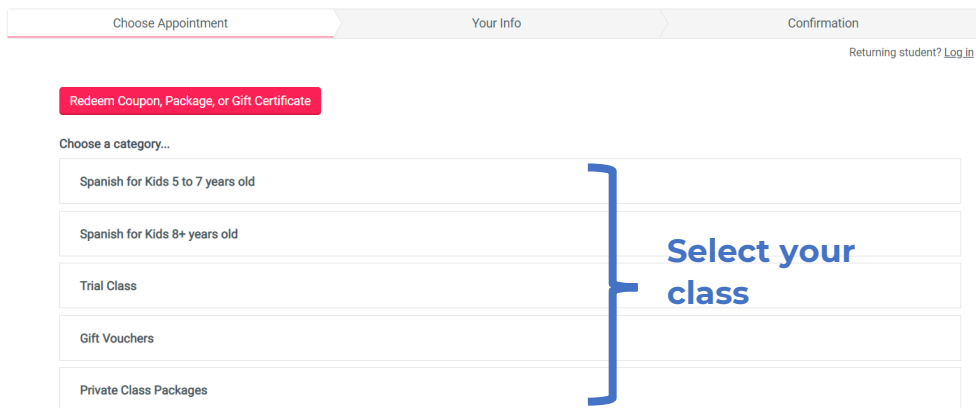



How to Enrol – Quick Reference Guide

1. Go to spanishconnect.com.au/enrol and select your class



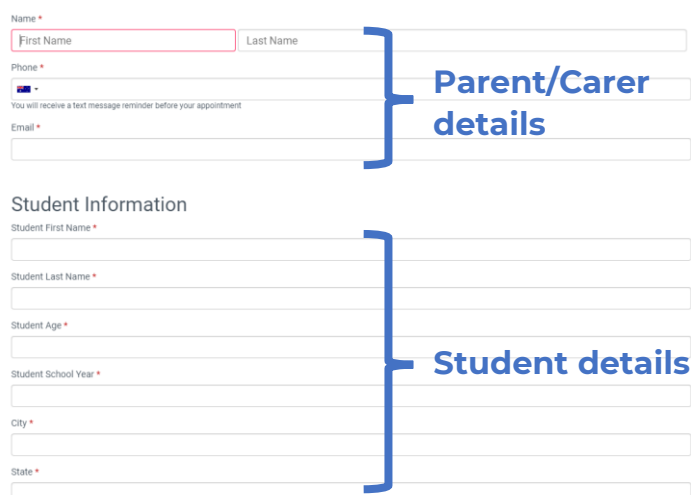
The screenshot shows the 'Choose Appointment' step of the enrolment process. At the top, there are three tabs: 'Choose Appointment' (active), 'Your Info', and 'Confirmation'. Below the tabs is a red button labeled 'Redeem Coupon, Package, or Gift Certificate'. Underneath, there is a section titled 'Choose a category...' with a list of options: 'Spanish for Kids 5 to 7 years old', 'Spanish for Kids 8+ years old', 'Trial Class', 'Gift Vouchers', and 'Private Class Packages'. A blue bracket on the right side of the list is labeled 'Select your class'. In the top right corner, there is a link for 'Returning student? Log in'.

2. Set your Time Zone and continue



The screenshot shows the 'Set your time zone to continue' step. It features a dropdown menu with the selected option '(GMT+11:00) Eastern Time - Sydi'. A large blue arrow points to the dropdown menu. Below the dropdown is a red button labeled 'Set time zone'.

3. Enter the Student information (parent/carer contact information required in case of a child student). *Please ensure you enter a valid email and phone number as these are used for class information and reminders.*



The screenshot shows the 'Student Information' form. It is divided into two sections. The first section, 'Parent/Carer details', includes fields for 'Name' (with sub-fields for 'First Name' and 'Last Name'), 'Phone', and 'Email'. The second section, 'Student details', includes fields for 'Student First Name', 'Student Last Name', 'Student Age', 'Student School Year', 'City', and 'State'. A blue bracket on the right side of the 'Student details' section is labeled 'Student details'.

4. (Optional) Using a NSW Creative Kids Voucher? Please obtain the **Spanish Connect Discount Code** first by following the [steps in this page](#). Once you receive the **Spanish Connect Discount Code** enter it as per below before Checkout. (Please note the Spanish Connect Discount Code is different from your Creative Kids Voucher number).

The inability of a student to attend his/her class during term time does not constitute a reason for re-imbusement of fe

No dates exchange after booking.

For additional Terms and Conditions click [here](#).

I have read and agree to the terms above *

Redeem Gift Certificate

Pay Now »

Enter your Spanish Connect Discount Code here



Note: upon successful submission of an Authorization Code a green check will appear and your discount will be automatically applied on the next screen.

I have read and agree to the terms above *

Code or Email

Complete Appointment »

Successful submission of Spanish Connect Discount Code

5. Click 'Pay Now' and proceed to payment. You will receive an Enrolment Confirmation email with the link to join the first class (this link is only valid for the first class of the school term). You will receive links for the additional sessions approximately 24 hours before each class.